

Vorpa VSX

steel anchors with eyebolt \varnothing 23 for scaffolds standing on the ground



Concrete



Solid brick



Natural stone

product group



Suitable

- concrete
- solid brick
- natural stone

To fix

- scaffolds standing on the ground
- tensioning ropes
- chains



Test reports available

Examples of applications



product information

Characteristics

- Galvanized steel welded eyebolt \varnothing 23 with VS-P or VSX expansion body

Benefits

- The eyebolt can be used several times thanks to the anchor spare part
- The special nylon washer avoids the seepage of water through the external hole
- The anchor grants safe and easy applications thanks to mark on the eyebolt stem enabling a right embedment depth during the anchoring
- Smooth expansion thanks to the three cuts on the expansion body

Benefits

- High tensile loads with standard depth
- The cap hole covering enables to cover off holes at the end of the work in a quick and simple way

Installation

- To be mounted aligned with the mark on the eyebolt body

Suggestion for use

- Make sure the scaffold and the eyebolt are well positioned each other
- Apply a proper safety factor according to the each situation
- Always check load bearing capacity values in the table
- Respect the installation data
- Clean the hole before the installation

Vorpa VSX

steel anchors with eyebolt \varnothing 23 for scaffolds standing on the ground



Concrete



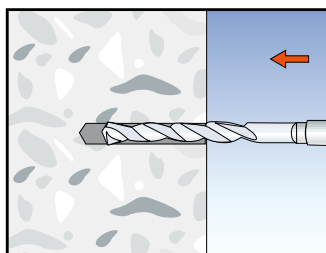
Solid brick



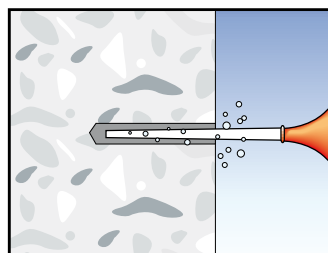
Natural stone

installation sequence

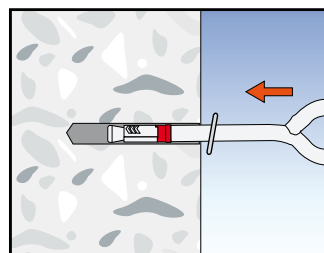
1) installation procedure



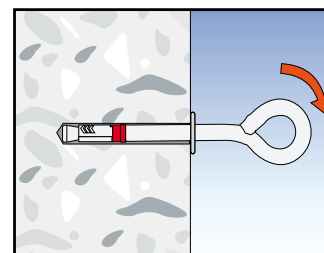
Drill the masonry.



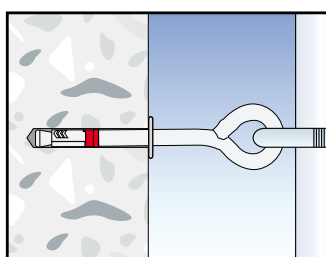
Clean the hole by using proper cleaning brushes and pump.



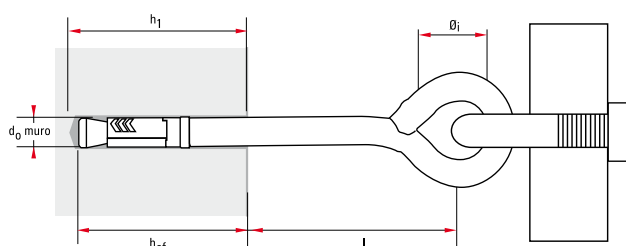
Insert the anchor in the hole.



Screw the eyebolt applying the correct torque and set the washer aligned to the wall.



Installation completed.



- \varnothing_v = Eyebolt internal diameter
- h_{ef} = Min. anchorage depth
- h_1 = Min. hole depth
- d_o = Hole diameter
- t_{inst} = Torque

technical data



Code	Description	d_o mm	h_1 mm	h_{ef} mm	axial spacing $h_{ef}+l$	\varnothing_i mm	expansion body M8	T_{ins} mm
882	VSX P 12/135	12	85	80	135	23	12x45	25
9880	VSX P 12/190	12	85	80	135	23	12x55	25
881	VSX P 12/215	12	85	80	135	23	12x45	25

spare parts

Code	Type	d_o mm	Length mm	C mm
2833	Washer 12x32x4			
972	VSX 12 expansion body	12	45	
2840	CFP cap hole covering	12/14	37	26



code 2833



code 972



code 2840

Installation data

Pull-out values in daN for applications on concrete C20/25

1 daN \approx 1 kg

VSX P	1.500
-------	-------

ATTENTION: An appropriate safety factor ≥ 3 should be applied on these values.

As for applications on natural stones and solid bricks it is not possible to show specific loading values because of the various materials properties.

It is suggested to always make pull out tests before using the anchors.

For any particular need please contact Vorpa technical department.

A too high torque moment during the installation may cause permanent deformations and even the breaking of the threaded part affecting the eyebolt resistance.